











Product Name	Application	Benefits	Image
SL 1C Signature Line	High & Low Pressure Polyurethane Injection	<ul style="list-style-type: none"> • Top of the Line - Professional Use • Hopper Design (5 gal), Easy Cleaning • Electric Motor • Diaphragm System • 3000 psi - 1 Component 	
SLP 1C Signature Line	High & Low Pressure Polyurethane Injection Pneumatic	<ul style="list-style-type: none"> • Top of the Line • Pneumatic • 3200 psi • 1 Component 	
SLP 2C Signature Line	High & Low Pressure Polyurethane Injection Pneumatic	<ul style="list-style-type: none"> • Top of the Line • Pneumatic • 1500 psi • 2 Component 	
SLP 2C-5G Signature Line	High & Low Pressure Polyurethane Injection Slab Lifting GeoTech Soil Stabilization	<ul style="list-style-type: none"> • Top of the Line - Professional Use • Economical Cold Foam Lifting, Injection • Electric Motor • Dual Piston System • 4000+ psi • 2 Component, Ratio: 1:1 	
SLP 3C Gel Pump	High & Low Pressure Acrylate (Acrylic) Gel Injection	<ul style="list-style-type: none"> • Top of the Line - Stainless Steel • Pneumatic • 3200 psi • Superior 2 Component Gel Pump • Ratio: 1:1,1 Comp. Flush Pump 	
IP2C Stainless Steel Gel Injection	High & Low Pressure Acrylate (Acrylic) Gel Injection	<ul style="list-style-type: none"> • Top of the Line - Stainless Steel • Pneumatic • 2600 psi • Superior 2 Component Gel Pump • Ratio: 1:1 • 1 Component Water Flush Pump 	
PA3000 The Epoxy Standard	High & Low Pressure Epoxy Injection & Polyurethane Resin Injection	<ul style="list-style-type: none"> • Top of the Line - Professional Use • Pumps EP and PU resin • Pneumatic • 850 psi • 2 Comp., Ratio: 2:1 Stand., 1:1 Custom 	
P3003-2C PU & EP	High & Low Pressure Epoxy & Polyurethane Injection Piston System	<ul style="list-style-type: none"> • Versatile, Pumps EP and PU Resin • Electric Drill Operated • Dual Piston System • 4000 psi • 2 Component, • Ratio: 2:1 standard, 1:1 custom 	
P2002 Injection Standard	High & Low Pressure Polyurethane Injection	<ul style="list-style-type: none"> • Light Weight, Modular Design • Electric Drill Operated • Single Piston System • 6000+ psi - 1 Component 	
IP495	High & Low Pressure Polyurethane Injection	<ul style="list-style-type: none"> • Larger Project, Extended Injection • Electric Motor • Piston System • 2500 psi - 1 Component 	
HP100	High & Low Pressure Polyurethane Injection	<ul style="list-style-type: none"> • Hand Operated • Easy to operate • Single Piston System • 1800 psi - 1 Component 	