

Description:

The Pli-Dek Templates are an adhesive backed stencil pattern. The templates are intended to be used as a component to the Pli-Dek Waterproofing Systems for decorative concrete finishes

Uses:

- Pli-Dek System
- Con-Dek System
- PD Texture Coat

Packaging:

<u>Template</u>	<u>Size of sheet</u>	<u>SF/ BOX</u>
Square Tile	33.5" x 50.25"	409
Random Slate	36" x 53"	464
Cobblestone	36" x 53"	464
Herringbone	36" x 51"	446
Basket Weave	36" x 48"	420
Flagstone	36" x 53"	464
Arizona Flagstone	36" x 53"	464
Soldier Course	21" x 52"	390
Brick	22" x 53"	404
Old Wall Brick	21" x 52"	378

Storage:

Protect from freezing. Do not store container in direct sunlight.

Application Instructions:

Apply stencil in desired pattern once the GU80 Custom Top Coat or GU80 Top Coat has cured in accordance with Template Application Instructions T-121.

Duct tape can be used to bridge the gaps where the templates are not tightly adjoined.

After applying the stencil, the GU80 Custom Grout Coat Mix can be troweled into the template using the thickness of the template as a guide, at a rate of 150 square feet per mix. Texture can be added to the wet mix if desired.

After the GU80 Custom Grout Coat Mix has cured, allow for a minimum of 2-6 hours. the stencils should be removed. Any "bleeders" should be fixed by using the same GU80 Custom Grout Coat Mix

Limitations:

Not recommended for below grade. Do not apply to frost covered surfaces, or below 13°C (55°F). Do not apply if rain is expected in 24 hours and it must remain over 13°C (55°F) temperature for 24 hours.

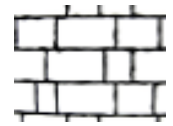
Technical Assistance:

Contact Pli-Dek Systems, Inc. for any job specific questions.

Patterns Available:



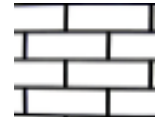
Random Slate



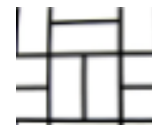
Cobble Stone



Brick



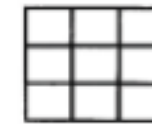
Old Brick



Basket Weave



Herringbone



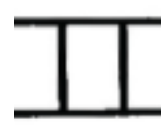
Square Tile



Arizona Flagstone



Flagstone



Soldier Course



Template Strips