



# AVM System 500 Aussie Membrane 500

Heavy Duty Below Grade Bituminous Waterproofing Membrane

ICC ESR-2503  
L.A. RR#: 25550

Sections 071000 / 071400 / 071416  
Fluid Applied Waterproofing

## Product Name

Aussie Membrane 500  
AVM System 500

## Manufactured by

AVM Industries, Inc.  
8245 Remmet Ave, Canoga Park, CA 91304  
888.414.1041 818.888.0050  
www.avmindustries.com

## Product Description

The AVM Aussie Membrane 500 is a Water-Based rubber/bitumen liquid membrane modified with high performance rubberized polymers giving it excellent adhesion, which dries to a tough, black seamless flexible waterproof membrane. The Aussie Membrane 500 is a single component thixotropic cold-applied bitumen paste that exhibits excellent elongation and recovery properties. The AVM Aussie Membrane 500 has excellent long-term stability (maintains its properties over very long periods of time) unlike other below grade systems (including polyurethane based systems) that Crack and become brittle as they age.

## Where to Use

**Retaining Walls:** Waterproof below-grade, concrete, block walls, basements, etc.

**Planters:** Waterproof planters and other landscaping features.

**In-between slab waterproofing:** To provide a sandwich membrane in-between two concrete slabs or over wood decks that will receive a topping slab. Also used as an under-tile membrane when a mud-bed or thick-set type assembly is required.

## Warranty

AVM Industries will warranty the installed membrane for a period of five (5) years. Ten (10) year warranties are also available. For complete warranty details, contact AVM Industries or consult with your applicator.



## Delivery, Storage, and Handling

- Delivery of all the AVM System 500 materials to the job site must be in their original sealed containers, with manufacturer's name and label intact.
- Handle and store containers in accordance with printed instructions.
- Store at temperatures between 50°F and 90°F. Do not store materials in direct sunlight or where they may be damaged by water or rain.
- Failure to comply with the recommended storage conditions may result in premature deterioration of the product. For specific storage advice, please contact AVM Industries and/or its representatives.
- Keep all materials out of the reach of children.
- If irritation occurs during use, liberally flush affected areas with water. If irritation continues, see a physician immediately.

## Project Conditions

- All surfaces to which the Aussie Membrane 500 is applied to must be sound and stable, with an even finish and free from dust, loose debris, grease, curing agents, etc.
- The Aussie Membrane 500 may be applied to damp but not waterlogged surfaces (Green Concrete)
- Do not apply materials at temperatures below 40°F and falling or if precipitation is imminent. Do not apply materials in direct sunlight at temperatures above 100°F or rising.
- Warn personnel against hazards of materials to skin and eyes. Note other hazardous conditions on the job that might require special protective gear and or any other special protective or safety procedures.
- Protect adjacent surfaces which could be damaged during the application procedure.
- This system must not be used to cover Expansion Joints.

## System Application

Read the AVM System 500 Installation Instructions Prior to Installation. Application instructions vary based on type of application and the type of surfaces it's being applied to. For specific application procedures, refer to, or download the appropriate installation instructions. (For Retaining Walls, refer to the "Retaining Walls Installation Instructions". For Planters, refer to the "Planters Installation Instructions", etc.)

Basic installation procedures are also provided in the "Spec Data Sheet" of each type of installation. For a complete/comprehensive set of instructions, however, please refer to the "Installation Instructions" documents.

## Quality Control

- Visually inspect all coated surfaces to ensure a full and proper coating application, especially at corners, drainage footings and other hard-to-reach areas.
- All unsatisfactory areas shall be repaired prior to final acceptance.

## Protection of Installed Work

- The completed section shall be protected for the first 24 hours after application or until the surface is sufficiently cured. (The amount of drying time may vary depending on temperature and humidity conditions)
- Always protect the waterproofing from possible damage. Use AVM Foam Board, AVM Drainage Boards or AVM Approved Protective Panels. Refer to the "Tech Data Sheets" for protection details.

## Availability and Cost

Contact AVM Industries or your approved applicator for pricing and availability.

## Technical Services

Technical services are available by contacting our offices at: **888.414.1041** or **818.888.0050** or visit **www.avmindustries.com**

## System Specifications

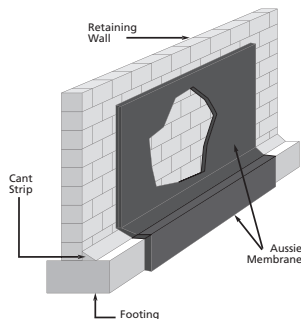
See next page.

The following coverages are based on controlled tests. Actual coverages may vary.

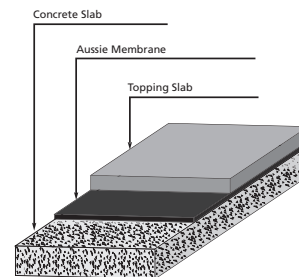
Technical Information		
Color	Dark brown. After drying: black	
Specific Gravity	1.189 gr/cm <sup>2</sup>	
Coverage: (Varies depending on substrate)	18 sq.ft./Gal. (90 sq.ft./Bucket) @ 60 Dry Mills	
Flash Point	Non-flammable	
Service Temperature	15°F-177°F (-10°C to +80°C)	
Application Temperature	42°F-132°F (+5°C to 55°C)	
Solid Content	64%	
Tensile Strength	>15.4 Lbs (>7 kg)	ASTM D 412
Elongation at break	>1000%	ASTM D 412
Resistance to water pressure 1 tm 24 hr	Passed	ASTM D751
Water vapor transmission	4.0 gr/m <sup>2</sup> 24 hr	ASTM D 96
Recovery	85%	IS 1536
Creep At 177°F (80°C)	No Creep	DIN 52123
Resistance to Standing Water	Passed	ASTM D 2939
Bacterial Attack in soil 30 days @ 105°F (40°C)	Passed	ASTM D 2939
Crack bridging	>3/16" (>5mm)	IS 1731
Certifications	ISO 9002, Green Label, I.Q. Net (International Certification Network)	

Item / Component	Packaging	Approx Shipping Weights	VOC
AVM Primer 500	2.0/5.0 gal. pails	2.0/5.0 gal. 15/39 lbs.	15 Grams/Liter
AVM Aussie Membrane 500	5.0 gal. pails	5.0 gal. 52.5 lbs	19 Grams/Liter

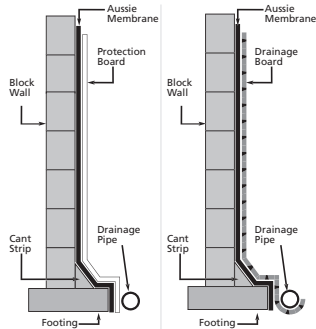
Retaining Wall with Aussie Membrane



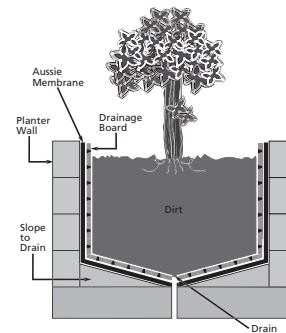
In-Between Slab Waterproofing



Block Walls with Aussie Membrane



Planter with Aussie Membrane



For a complete list of details in CAD or PDF, please visit our website at [www.avmindustries.com](http://www.avmindustries.com).

AVM Industries, Inc.  
8245 Remmet Ave, Canoga Park, CA 91304  
888.414.1041 818.888.0050

Quality Waterproofing Products



[www.avmindustries.com](http://www.avmindustries.com)