

COLOR CHART

LEVEL TOP SYSTEMS



EUCLID CHEMICAL

POLISH



Standard Gray
CLHS P050 355



***Charcoal**
CLHSCC P050 407



***Nautilus**
CLHSNT P050 410



***Crimson**
CLHSCR P050 408



***Khaki**
CLHSKK P050 409



***Barley**
CLHSBB P050 406


PC-AGG



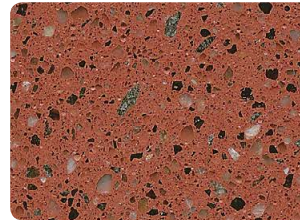
Standard Gray
407A 50



***Charcoal**
407ACC 50



***Nautilus**
407ANT 50



***Crimson**
407ACR 50




***Khaki**
407AKK 50




***Barley**
407ABB 50



White #3
407W3 50



Steel Gray
407FG3 50



Shadow Gray
407SG 50

All colors shown on this chart represent both pre-blended and field-blended colors. The colors are represented as closely as possible. Upon installation, variations can be expected due to differences in cement, aggregates, method of application and light sources. This printed color chart is for reference purposes. Euclid Chemical recommends choosing colors from actual test samples. A full scale mock-up with the specific polishing contractor and polishing equipment is always recommended for best results. Minimum order quantity may apply.

*A lead time of up to 3 weeks may be required based on raw material inventory levels for all pre-blended colors. Pre-blended custom colors are made to order and require minimum order quantity of 120 50# bags, in multiples of 120. For example, 120, 240, 360, etc.

FIELD BLENDING

LEVEL TOP SYSTEMS



EUCLID CHEMICAL

For field pigmentation a Level Top product, the material may be pigmented on the jobsite by the contractor. The best product to use for this is the Level Top Color Pack, which is packaged in one-pound bags of powdered pigment.

A word of caution regarding field pigmentation Level Top products is necessary due to the striking difference in base colors of Stain, Polish, and PC-Agg. Level Top Stain goes down gray but cures to a very light, almost white, surface. Level Top Polish cures light to medium gray. Level Top PC-Agg (in standard gray) cures to a brownish/gray hue, while Level Top PC-Agg #3 White cures white. Add the same Level Top Color Pack to these four products and very different final shades will result. Please refer to the dosage chart for proper Level Top product and color pack combinations.

When mixing the product, always add the Level Top Color Packs to the water prior to the addition of the Level Top material. Mix the water and Color Pack for several seconds until the color is completely dispersed, then add the Level Top product to the pigmented mix water. A large mixer can be used for mixing multi-bag batches.

Liquid Dispersion colorant used with Spray Deck and Texture-Crete as well as Thin-Crete Color Packs may also be used with Level Top products. However, it is more difficult to achieve a consistent color from bag to bag when using liquid pigments, which may result in varying shades of color on the finished floor. In other words, using pre-measured Level Top Color Packs to pigment Level Top products is highly recommended.

Integrally coloring Level Top Stain, Polish, and PC-AGG is a preferred option to staining the floor afterwards. Not only is the look of a stained surface quite different, but also integral color will not fade or “walk off” which can happen with stains.

A full scale pre-project mock-up of Level Top with the specific polishing contractor, polishing equipment and desired pigment packs is always recommended for best results.

DESIRED COLOR	BASE MATERIAL	Color Pack SKU
LEVELTOP PC-AGG in CRIMSON	407A 05 LEVEL TOP PC-AGG STANDARD GRAY	CTCP P001 408
LEVELTOP PC-AGG in CHARCOAL	407A 05 LEVEL TOP PC-AGG STANDARD GRAY	CTCP P001 407
LEVELTOP PC-AGG in BARLEY	407W3 50 LEVEL TOP PC-AGG #3 WHITE	CTCP P001 406
LEVELTOP PC-AGG in KHAKI	407W3 50 LEVEL TOP PC-AGG #3 WHITE	CTCP P001 409
LEVELTOP PC-AGG in NAUTILUS	407W3 50 LEVEL TOP PC-AGG #3 WHITE	CTCP P001 410

DESIRED COLOR	BASE MATERIAL	Color Pack SKU
LEVELTOP POLISH in CRIMSON	CLHS P050 355 LEVEL TOP POLISH STANDARD GRAY	CTCP P001 408
LEVELTOP POLISH in CHARCOAL	CLHS P050 355 LEVEL TOP POLISH STANDARD GRAY	CTCP P001 407
LEVELTOP POLISH in BARLEY	CLHS P050 355 LEVEL TOP POLISH STANDARD GRAY	CTCP P001 406
LEVELTOP POLISH in KHAKI	CLHS P050 355 LEVEL TOP POLISH STANDARD GRAY	CTCP P001 409
LEVELTOP POLISH in NAUTILUS	CLHS P050 355 LEVEL TOP POLISH STANDARD GRAY	CTCP P001 410

DESIRED COLOR	BASE MATERIAL	Color Pack SKU
LEVELTOP STAIN in CRIMSON	GR LEVELTOP SP GR LEVEL TOP STAIN	CTCP P001 408
LEVELTOP STAIN in CHARCOAL	GR LEVELTOP SP GR LEVEL TOP STAIN	CTCP P001 407
LEVELTOP STAIN in BARLEY	GR LEVELTOP SP GR LEVEL TOP STAIN	CTCP P001 406
LEVELTOP STAIN in KHAKI	GR LEVELTOP SP GR LEVEL TOP STAIN	CTCP P001 409
LEVELTOP STAIN in NAUTILUS	GR LEVELTOP SP GR LEVEL TOP STAIN	CTCP P001 410

* All colors stated above require 2 Level Top color packs to be mixed with the mix water for one 50# bag of Level Top Powder.

CC60 LEVEL TOP SYSTEMS © 2020 The Euclid Chemical Company. All rights reserved. This material is provided for informational purposes only. The Euclid Chemical Company expressly disclaims any liability relating to the use of this material. Nothing stated herein shall give rise to or constitute any warranty by The Euclid Chemical Company, express or implied, including but not limited to any implied warranty of merchantability or fitness for a particular purpose. The information provided in this material is not intended to be all inclusive, as the manner in which any product is used or handled may involve other or additional considerations that are not addressed herein.