



ClarkDietrich.

SOLVING CONSTRUCTION PROBLEMS. FROM FRAME TO FINISH.

When it comes to meeting wall and ceiling challenges, and delivering peace of mind, ClarkDietrich leads by example. Today, we're staying on the forefront by refocusing our resources to bring smarter solutions and better serve our customers.

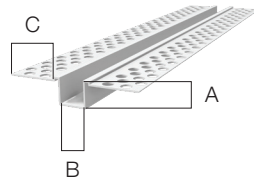

Vinyl Corp., a brand long associated with our company, will now officially bear our name. All of the same trusted products will be available through ClarkDietrich—which offers an ever-expanding lineup of interior and exterior finishing products.

Of course, ClarkDietrich also stands for the broadest portfolio in cold-formed steel framing, plus nationwide technical support and engineering services.

From the highest-quality standard items, to unmatched specialty products, to completely customized offerings, we'll see to it your projects will succeed with durability and precision.

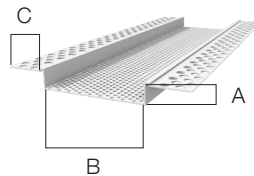

Channel Reveals

Channel reveals create clear surface channels in exterior wall and ceiling systems. Perforated flanges allow matrix to easily flow through and bond with substrate. Always use backing or blocking material behind surface mounted reveal. Vent clips are provided with vented channel reveals to connect reveal sections and assist in alignment. Caulk all intersections, butt joints, ends and corners at time of installation. Not to be used in lieu of control joints or expansion joints. Factory fabricated intersections are also available for all Vinyl Corp. channel reveals.



Channel Reveal - Surface Mount

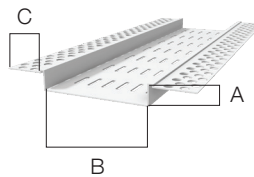

Product Code	Finish Thickness	(A) Minimum Board Thickness	(B) Reveal Width	(C) Perforated Flanges	Pieces per Box
DC50-25SE	1/16" - 3/32"	1/2"	1/4"	1-1/8"	40
DC50-38SE	1/16" - 3/32"	1/2"	3/8"	1-1/8"	40
DC50-50SE	1/16" - 3/32"	1/2"	1/2"	1-1/8"	35
DC50-75SE	1/16" - 3/32"	1/2"	3/4"	1-1/8"	30
DC50-100SE	1/16" - 3/32"	1/2"	1"	1-1/8"	30
DC50-150SE	1/16" - 3/32"	1/2"	1-1/2"	1-1/8"	25
DC50-200SE	1/16" - 3/32"	1/2"	2"	1-1/8"	25
DC58-25SE	1/16" - 3/32"	5/8"	1/4"	1-1/8"	35
DC58-38SE	1/16" - 3/32"	5/8"	3/8"	1-1/8"	35
DC58-50SE	1/16" - 3/32"	5/8"	1/2"	1-1/8"	30
DC58-75SE	1/16" - 3/32"	5/8"	3/4"	1-1/8"	25
DC58-100SE	1/16" - 3/32"	5/8"	1"	1-1/8"	25
DC58-150SE	1/16" - 3/32"	5/8"	1-1/2"	1-1/8"	20
DC58-200SE	1/16" - 3/32"	5/8"	2"	1-1/8"	20



Vented Channel Reveal - Surface Mount

Product Code	Finish Thickness	(A) Minimum Board Thickness	(B) Reveal Width	(C) Perforated Flanges	Pieces per Box
DCV50-150SE	1/16" - 3/32"	1/2"	1-1/2"	1-1/8"	25
DCV50-200SE	1/16" - 3/32"	1/2"	2"	1-1/8"	25
DCV50-300SE	1/16" - 3/32"	1/2"	3"	1-1/8"	20
DCV58-150SE	1/16" - 3/32"	5/8"	1-1/2"	1-1/8"	20
DCV58-200SE	1/16" - 3/32"	5/8"	2"	1-1/8"	20
DCV58-300SE	1/16" - 3/32"	5/8"	3"	1-1/8"	20

Vented Area: 1-1/2" reveal = 6 sq. in. per LF
 2" reveal = 8 sq. in. per LF
 3" reveal = 15 sq. in. per LF



Architectural Vented Channel Reveal - Surface Mount

Product Code	Finish Thickness	(A) Minimum Board Thickness	(B) Reveal Width	(C) Perforated Flanges	Pieces per Box
ADCV50-150SE	1/16" - 3/32"	1/2"	1-1/2"	1-1/8"	25
ADCV50-200SE	1/16" - 3/32"	1/2"	2"	1-1/8"	25
ADCV50-300SE	1/16" - 3/32"	1/2"	3"	1-1/8"	20
ADCV50-400SE	1/16" - 3/32"	1/2"	4"	1-1/8"	20
ADCV58-150SE	1/16" - 3/32"	5/8"	1-1/2"	1-1/8"	20
ADCV58-200SE	1/16" - 3/32"	5/8"	2"	1-1/8"	20
ADCV58-300SE	1/16" - 3/32"	5/8"	3"	1-1/8"	20
ADCV50-400SE	1/16" - 3/32"	5/8"	4"	1-1/8"	20

Has 3/4" elongated vent holes
 Vented Area: 1-1/2" reveal = 5 sq. in. per LF
 2" reveal = 7 sq. in. per LF
 3" reveal = 8 sq. in. per LF
 4" reveal = 9 sq. in. per LF