

# 3M™ Neoprene Contact Adhesive 10

Last Revision Date: February, 2015



## Product Description

3M™ Neoprene Contact Adhesive 10 is a multi-purpose contact adhesive which may be used to bond plastic laminate, aluminum, steel, wallboard, wood, masonry, rubber and canvas.

## Product Features

- Roll or brush-applied.
- Fast drying.
- Adhesion to a wide variety of materials.
- Excellent resistance to plastic flow (creep).
- 60 minute bonding range.
- Meets the specification requirements of MMM-A-121, MMM-A-130B, and A-A-1936A.

## Technical Information Note

The following technical information and data should be considered representative or typical only and should not be used for specification purposes.



## Typical Physical Properties

Property	Values	Additional Information
Solids Content by Weight	21 to 25 %	

Color	Light Yellow (wet and dry)	
-------	----------------------------	--

\*Note

When bonding wood veneers, success is dependent on many variables such as environmental conditions, bonding process, type of base material, type of veneer, adhesive type and top coat finishing systems to name a few. It is the user's responsibility to thoroughly test any adhesive for its suitability in bonding wood veneers. It is also recommended to follow the veneer manufacturers recommendation and industry guidelines.


Flash Point	-25 °C (-14 °F)	View 
Notes: TCC		
Flash Point	-14 °F	View 

Notes: TCC

Solvent Resistance	Petroleum distillate, acetone, toluene and n-hexane	
--------------------	---	--

Coverage	288 sq ft/gal	<a href="#">View</a> 
----------	---------------	--

Notes: @ 2.5 g/ft<sup>2</sup> dry wt.

Viscosity	450 to 700 cP	<a href="#">View</a> 
-----------	---------------	--


Test Condition: 80°F(27°C)

Notes: Brookfield Viscometer RVF #2 spindle @ 20 rpm

### Typical Uncured Physical Properties


Property	Values	Additional Information
Base	Polychloroprene	
Net Weight	6.9 ± 0.2 lb/gal	

### Typical Performance Characteristics

Property	Values	Additional Information
180° Peel Adhesion	160 oz/in	<a href="#">View</a> 

Dwell/Cure Time: 24  
Dwell Time Units: hr  
Temp C: 23C  
Temp F: 72F  
Environmental Condition: 50%RH  
Substrate: Cotton Duck to Cold Rolled Steel

Notes: AF: adhesive failure CF: cohesive failure SF: substrate failure

180° Peel Adhesion	208 oz/in	<a href="#">View</a> 
--------------------	-----------	--

Dwell/Cure Time: 72  
Dwell Time Units: hr  
Temp C: 23C  
Temp F: 72F  
Environmental Condition: 50%RH  
Substrate: Cotton Duck to Cold Rolled Steel

Notes: AF: adhesive failure CF: cohesive failure SF: substrate failure

180° Peel Adhesion	272 oz/in	<a href="#">View</a> 
--------------------	-----------	--

Dwell/Cure Time: 120  
Dwell Time Units: hr  
Temp C: 23C  
Temp F: 72F  
Environmental Condition: 50%RH  
Substrate: Cotton Duck to Cold Rolled Steel

Notes: AF: adhesive failure CF: cohesive failure SF: substrate failure

180° Peel Adhesion

304 oz/in

View 

Dwell/Cure Time: 168  
 Dwell Time Units: hr  
 Temp C: 23C  
 Temp F: 72F  
 Environmental Condition: 50%RH  
 Substrate: Cotton Duck to Cold Rolled Steel

Notes: AF: adhesive failure CF: cohesive failure SF: substrate failure

180° Peel Adhesion

352 oz/in


View 

Dwell/Cure Time: 2  
 Dwell Time Units: week  
 Temp C: 23C  
 Temp F: 72F  
 Environmental Condition: 50%RH  
 Substrate: Cotton Duck to Cold Rolled Steel

Notes: AF: adhesive failure CF: cohesive failure SF: substrate failure

180° Peel Adhesion

368 oz/in

View 

Dwell/Cure Time: 3  
 Dwell Time Units: week  
 Temp C: 23C  
 Temp F: 72F  
 Environmental Condition: 50%RH  
 Substrate: Cotton Duck to Cold Rolled Steel

Notes: AF: adhesive failure CF: cohesive failure SF: substrate failure

180° Peel Adhesion

448 oz/in


View 

Dwell/Cure Time: 3  
 Dwell Time Units: week  
 Temp C: -30C  
 Temp F: -22F  
 Environmental Condition: 50%RH  
 Substrate: Cotton Duck to Cold Rolled Steel  
 Failure Mode: SF

Notes: AF: adhesive failure CF: cohesive failure SF: substrate failure

180° Peel Adhesion

144 oz/in

View 

Dwell/Cure Time: 3  
 Dwell Time Units: week  
 Temp C: 82C  
 Temp F: 180F  
 Environmental Condition: 50%RH  
 Substrate: Cotton Duck to Cold Rolled Steel

Notes: AF: adhesive failure CF: cohesive failure SF: substrate failure

Overlap Shear Strength

430 lb/in<sup>2</sup>View 

Dwell/Cure Time: 2  
 Dwell Time Units: week  
 Temp C: 23C  
 Temp F: 72F  
 Test Condition: Room Temperature  
 Substrate: Birch Plywood  
 Failure Mode: SF

Notes: AF: adhesive failure CF: cohesive failure SF: substrate failure

## Overlap Shear Strength

433 lb/in<sup>2</sup>View 

Dwell/Cure Time: 3  
 Dwell Time Units: week  
 Temp C: 23C  
 Temp F: 72F  
 Test Condition: Room Temperature  
 Substrate: Birch Plywood  
 Failure Mode: SF

Notes: AF: adhesive failure CF: cohesive failure SF: substrate failure

## Overlap Shear Strength

676 lb/in<sup>2</sup>View 

Dwell/Cure Time: 3  
 Dwell Time Units: week  
 Temp C: 23C  
 Temp F: 72F  
 Test Condition: -30°F(-34°C)  
 Substrate: Birch Plywood  
 Failure Mode: SF

Notes: AF: adhesive failure CF: cohesive failure SF: substrate failure

## Overlap Shear Strength

111 lb/in<sup>2</sup>View 

Dwell/Cure Time: 3  
 Dwell Time Units: week  
 Temp C: 23C  
 Temp F: 72F  
 Test Condition: 180°F(82°C)  
 Substrate: Birch Plywood

Notes: AF: adhesive failure CF: cohesive failure SF: substrate failure

## Overlap Shear Strength

70 lb/in<sup>2</sup>View 

Dwell/Cure Time: 3  
 Dwell Time Units: week  
 Temp C: 23C  
 Temp F: 72F  
 Test Condition: 225°F(107°C)  
 Substrate: Birch Plywood

Notes: AF: adhesive failure CF: cohesive failure SF: substrate failure

## Storage and Shelf Life

Best storage temperature is 60-70°F (16-27°C). Continuous exposure to higher temperatures may cause some increase in viscosity. Quality is not affected until the adhesives becomes thickened so that it is difficult or impossible to spread. 3M™ Neoprene Contact Adhesive 10 will not freeze, but continuous exposure to low temperature will cause a considerable increase in viscosity. After storage at low temperatures and before using, the adhesive must be thawed and stirred vigorously until the entire container regains its original viscosity. The thawing process should be done at approximately room temperatures, never at elevated temperatures. Several days may be required for thawing – particularly with larger containers. Rotate stock on a “first in-first out” basis.

When stored at the recommended conditions in the original, unopened container this product has a shelf life of 30 months from date of manufacture.

## Industry Specifications

MMM-A-121  
 MMM-A-130B  
 A-A-1936A

## Trademarks

3M trademarks of 3M.

## Handling/Application Information

Application Equipment

Note: Appropriate application equipment enhances adhesive performance. We suggest the following application equipment for the user's evaluation in light of the user's particular purpose and method of application.

1. Brushes: Use fiber or animal hair brushes. Do not use nylon or other synthetic fibers.

2. Rollers: Use solvent resistant paint rollers, designed for applying oil based paints.

#### Directions for Use

#### Working Temperature

1. The temperature of the adhesive and surfaces to be bonded should be at 65°F (18°C) or above.

2. Warm the can of adhesive by placing in a warm room, not in stove, oven or other possible ignition source.

3. If the room must be warmed, turn off the heater before opening container.

4. Leave heater off until all vapors are gone.

#### Application

1. Stir thoroughly before using.

2. Apply adhesive generously in a uniform film on both surfaces with either a fiber or animal hair brush, or pour and spread with paint roller (solvent resistant texturing type).

3. Porous surfaces may require 2 coats of adhesive.

4. A glossy film when completely dry indicates adequate adhesive.

5. Dull spots after drying indicate not enough adhesive; these spots must have another coat.

#### Assembly

1. Allow to dry until adhesive is no longer tacky (5-10 minutes).

2. Position surfaces carefully before assembly.

3. No adjustment is possible after contact.

4. Spacers such as dowels or strips of laminate, may be used to prevent premature adhesive/adhesive contact and bonding.

5. Slide out the spacers and apply uniform pressure, working toward the edges.

6. A 3 in roller used with maximum body pressure should be used to help ensure adequate contact and bonding, especially on the edges.

7. Bonded assemblies can be machined, trimmed or finished immediately after bonding.

#### Drying Time

1. Drying time depends on temperature, humidity, air movement and porosity of materials bonded.

#### Cleanup

1. Excess adhesive may be removed with a solvent such as methyl ethyl ketone.\*

\*When using solvents, extinguish all ignition sources, including pilot lights, and follow the manufacturer's precautions and directions for use.

#### Surface Preparation

Note: Read and follow precautions before using this product.

#### Surface Preparation

1. For best results, all surfaces to be bonded should be dry and free from dirt, dust, oil, loose paint, wax, grease, etc.

2. Oil, grease and other contaminants can be removed by wiping with a solvent such as methyl ethyl ketone.\*

3. If used for decorative laminate, laminate should have reached moisture equilibrium for the shop conditions.

## References

Property	Values
3m.com Product Page	<a href="https://www.3m.com/3M/en_US/company-us/all-3m-products/~//3M-Neoprene-Contact-Adhesive-10/?N=5002385+3293241723&amp;rt=rud">https://www.3m.com/3M/en_US/company-us/all-3m-products/~//3M-Neoprene-Contact-Adhesive-10/?N=5002385+3293241723&amp;rt=rud</a>
Safety Data Sheet SDS	<a href="https://www.3m.com/3M/en_US/company-us/SDS-search/results/?">https://www.3m.com/3M/en_US/company-us/SDS-search/results/?</a>

## ISO Statement

---

This Industrial Adhesives and Tapes Division product was manufactured under a 3M quality system registered to ISO 9001 standards.

## Precautionary Information

---

Refer to Product Label and Material Safety Data Sheet for health and safety information before using this product. For additional health and safety information, call 1-800-364-3577 or (651) 737-6501.

## Information

---

**Technical Information:** The technical information, guidance, and other statements contained in this document or otherwise provided by 3M are based upon records, tests, or experience that 3M believes to be reliable, but the accuracy, completeness, and representative nature of such information is not guaranteed. Such information is intended for people with knowledge and technical skills sufficient to assess and apply their own informed judgment to the information. No license under any 3M or third party intellectual property rights is granted or implied with this information.

**Product Selection and Use:** Many factors beyond 3M's control and uniquely within user's knowledge and control can affect the use and performance of a 3M product in a particular application. As a result, customer is solely responsible for evaluating the product and determining whether it is appropriate and suitable for customer's application, including conducting a workplace hazard assessment and reviewing all applicable regulations and standards (e.g., OSHA, ANSI, etc.). Failure to properly evaluate, select, and use a 3M product and appropriate safety products, or to meet all applicable safety regulations, may result in injury, sickness, death, and/or harm to property.

**Warranty, Limited Remedy, and Disclaimer:** Unless a different warranty is specifically stated on the applicable 3M product packaging or product literature (in which case such warranty governs), 3M warrants that each 3M product meets the applicable 3M product specification at the time 3M ships the product. 3M MAKES NO OTHER WARRANTIES OR CONDITIONS, EXPRESS OR IMPLIED, INCLUDING, BUT NOT LIMITED TO, ANY IMPLIED WARRANTY OR CONDITION OF MERCHANTABILITY, FITNESS FOR A PARTICULAR PURPOSE, OR ARISING OUT OF A COURSE OF DEALING, CUSTOM, OR USAGE OF TRADE. If a 3M product does not conform to this warranty, then the sole and exclusive remedy is, at 3M's option, replacement of the 3M product or refund of the purchase price.

**Limitation of Liability:** Except for the limited remedy stated above, and except to the extent prohibited by law, 3M will not be liable for any loss or damage arising from or related to the 3M product, whether direct, indirect, special, incidental, or consequential (including, but not limited to, lost profits or business opportunity), regardless of the legal or equitable theory asserted, including, but not limited to, warranty, contract, negligence, or strict liability.

**Disclaimer:** 3M industrial and occupational products are intended, labeled, and packaged for sale to trained industrial and occupational customers for workplace use. Unless specifically stated otherwise on the applicable product packaging or literature, these products are not intended, labeled, or packaged for sale to or use by consumers (e.g., for home, personal, primary or secondary school, recreational/sporting, or other uses not described in the applicable product packaging or literature), and must be selected and used in compliance with applicable health and safety regulations and standards (e.g., U.S. OSHA, ANSI), as well as all product literature, user instructions, warnings, and limitations, and the user must take any action required under any recall, field action or other product use notice. Misuse of 3M industrial and occupational products may result in injury, sickness, or death. For help with product selection and use, consult your on-site safety professional, industrial hygienist, or other subject matter expert. For additional product information, visit [www.3M.com](http://www.3M.com).