

PRODUCT DATA SHEET

Sikalastic®-601 / 621 Roofing System

LIQUID-APPLIED SINGLE COMPONENT FULLY REINFORCED SYSTEM WITH FIBERGLASS OR POLYESTER REINFORCEMENT

PRODUCT DESCRIPTION

Sikalastic®-601 BC and 621 TC roofing and waterproofing systems combine cold applied, aliphatic, single component, moisture-triggered polyurethane resins with fiberglass mat or polyester fleece reinforcement to create a seamless membrane and flashing system. System components are:

Sika® or Sikalastic® Primer: Select primer per substrate material in accordance with Priming Guide

Sikalastic®-601 BC: Base layer resin used for RoofPro 10 and 15 year systems with Reemat fiberglass reinforcement

Sikalastic®-621 TC: Top layer resin used for RoofPro 10 and 15 year systems with Sika Reemat. Base and top layer resin used for all other systems with both Sika Reemat and Sika Fleece reinforcement.

Sikalastic® Reemat Premium: Chopped strand fiberglass mat

Sika® Fleece 120, 140, 170: Non-woven, needle-punched polyester fleece in various weights

USES

Sikalastic®-601 / 621 Roofing System may only be used by experienced professionals.

Sikalastic® RoofPro systems, including Sikalastic® RoofPro Built Up, Direct, Plaza Deck/PMA, and Vegetated systems for both new construction and refurbishment.

- Ideal for roofs displaying complex details and geometry or when accessibility is limited
- Effective and cost efficient life cycle extension of existing roofs
- Highly reflective Sikalastic®-621 TC (US) in White (RAL 9016) suitable for cool roofs and solar roof assemblies.

- Suitable for use for applications such as balconies, terraces, walkways, plazas, and similar applications exposed to foot traffic when provided with a supplemental aggregated or flake surfacing.

CHARACTERISTICS / ADVANTAGES

- Proven technology with over 30 year track record
- Single component - no mixing and ready to use
- Fully reinforced with highly conformable Sika® Reemat or Sika® Fleece
- Moisture triggered chemistry that is rapidly weatherproof after application
- Highly elastic and crack bridging
- Seamless and fully adhered
- Vapor permeable
- UV resistant and non-yellowing
- Abrasion and chemical resistant
- Adheres to most common construction materials when suitable primer is used.

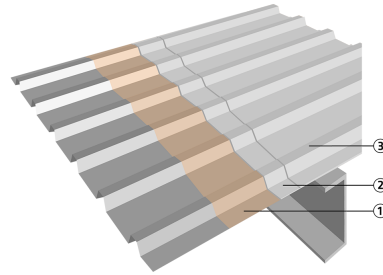
APPROVALS / STANDARDS

- FM Approval Standard 4470 for Class 1 Roof Covers
- ASTM E-108-00 Spread of Flame meets Class A at a slope of 1 in 12
- Simulated wind uplift pull testing meets up to Class 1-990
- Simulated hail damage testing meets rating of SH - Severe Hail
- Miami-Dade County NOA for Roof Systems over Concrete and Steel Decks
- USGBC LEED rating: Conforms to LEED SS Credit 7.2 for Heat Island Effect - Roof with SRI ≥ 78
- Meets ASTM D7311-07: Standard Specification for Liquid-Applied, Single-Pack, Moisture-Triggered, Aliphatic Polyurethane Roofing Membrane.

SYSTEM INFORMATION

System Structure

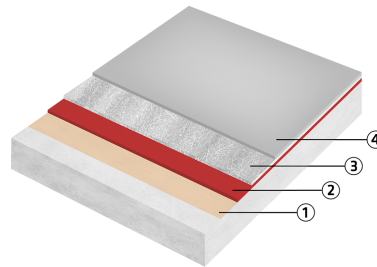
Sikalastic® RoofPro System Guide with Sika® RoofPro Metal



| | RoofPro Metal* |
|----------------------------------|------------------------|
| 1. Primer | See Priming Guide |
| 2. Top Layer: Sikalastic®-621 TC | 20 mils wet-80 sf/gal. |
| 3. Top Layer: Sikalastic®-621 TC | 20 mils wet-80 sf/gal. |

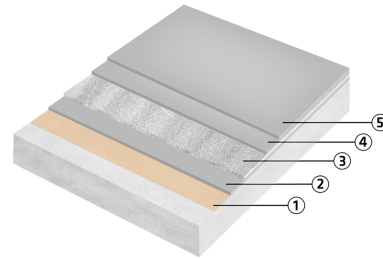
* Detailing: Sika® Flexitape Heavy centered over seams, transitions and properly treated cracks and joints.

Sikalastic® RoofPro System Guide with Sika® Reemat



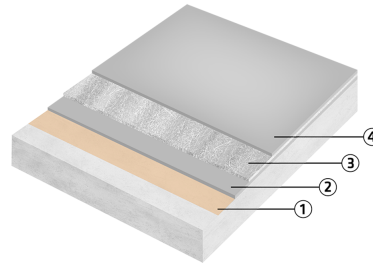
| Title 1 | RoofPro 10** | RoofPro 15** |
|-----------------------------------|---------------------------|---------------------------|
| 1. Primer | See Priming Guide | See Priming Guide |
| 2. Base Layer: Sikalastic®-601 BC | 35 mils wet 45 sf/gal. | 45 mils wet 35 sf/gal. |
| 3. Reinforcement | Sika® Reemat Standard | Sika® Reemat Standard |
| 4. Top Layer: Sikalastic®-621 TC | 30 mils wet 53 sf/gal. | 30 mils wet 53 sf/gal. |

Sikalastic® RoofPro System Guide with Sika® Reemat



| | RoofPro 20** | RoofPro 25** |
|-----------------------------------|---------------------------|---------------------------|
| 1. Primer | See Priming Guide | See Priming Guide |
| 2. Base Layer: Sikalastic®-621 TC | 45 mils wet 35 sf/gal. | 45 mils wet 35 sf/gal. |
| 3. Reinforcement | Sika® Reemat Premium | Sika® Reemat Premium |
| 4. Top Layer: Sikalastic®-621 TC | 30 mils wet 53 sf/gal | 30 mils wet 53 sf/gal |
| 5. Top Layer: Sikalastic®-621 TC | | 30 mils wet 53 sf/gal |

Sikalastic® RoofPro System Guide with Sika® Fleece



| | RoofPro 15** | RoofPro 20** | RoofPro 25** |
|--------------------------------------|---------------------------|---------------------------|---------------------------|
| 1. Primer | See Priming Guide | See Priming Guide | See Priming Guide |
| 2. Base Layer: Sikalastic®-621 TC | 45 mils wet 35 sf/gal. | 50 mils wet 32 sf/gal. | 60 mils wet 26 sf/gal. |
| 3. Reinforcement | Sika® Fleece 120 (US) | Sika® Fleece 140 (US) | Sika® Fleece 170 (US) |
| 4. Top Layer: Sikalastic®-621 TC | 30 mils wet 53 sf/gal. | 35 mils wet 45 sf/gal. | 40 mils wet 40 sf/gal. |

** Substrates: Concrete or cementitious, metals, woods, single-ply or bituminous, stone. Primer required (see Substrate Priming Guide). Detailing: Sika® Flexitape Heavy centered over seams, transitions and properly treated cracks and joints.

Note: Coverage rates provided are optimal and are not guaranteed - coverage rates will vary depending on temperature, surface roughness and porosity, aggregate selection and embedment, and application technique.

Chemical base Single component, moisture-triggered, aliphatic polyurethane

Colour
601 BC (US): Oxide red
621 TC (US): White (RAL 9016), Pearl Gray, Steel Gray, Mushroom, Copper Green; custom colors available with minimum order

Dry film thickness
Sikalastic® RoofPro System Guide with Sika® RoofPro Metal
RoofPro Metal 32 mils dry

Sikalastic® RoofPro System Guide with Sika® Reemat

| RoofPro 10 | RoofPro 15 | RoofPro 20 | RoofPro 25 |
|-------------------|-------------------|-------------------|-------------------|
| 51 mils dry | 59 mils dry | 61 mils dry | 85 mils dry |

Sikalastic® RoofPro System Guide with Sika® Fleece

| RoofPro 15 | RoofPro 20 | RoofPro 25 |
|-------------------|-------------------|-------------------|
| 61 mils dry | 69 mils dry | 85 mils dry |

Note: Coverage rates provided are optimal and are not guaranteed - coverage rates will vary depending on temperature, surface roughness and porosity, aggregate selection and embedment, and application technique.

TECHNICAL INFORMATION

Tensile Strength

| Sikalastic® RoofPro 20 with Sika® Reemat Premium | Sikalastic® RoofPro 20 with Sika® Fleece 140 | (ASTM D-751 Proc. B) |
|---|---|----------------------|
| 1030 psi | 900 psi | |

Note: Data for other RoofPro assemblies available upon request

| | | | |
|--|---|---|-----------------------|
| Elongation at Break | Sikalastic® RoofPro 20 with Sika® Reemat Premium 21 % | Sikalastic® RoofPro 20 with Sika® Fleece 140 82 % | (ASTM D-751) |
| Note: Data for other RoofPro assemblies available upon request | | | |
| Tear Strength | Sikalastic® RoofPro 20 with Sika® Reemat Premium 300 lbf/in | Sikalastic® RoofPro 20 with Sika® Fleece 140 200 lbf/in | (ASTM D-624) |
| Note: Data for other RoofPro assemblies available upon request | | | |
| Resistance to Static Puncture | Sikalastic® RoofPro 20 with Sika® Reemat Premium >55 lbf | Sikalastic® RoofPro 20 with Sika® Fleece 140 >55 lbf | (ASTM D-5602) |
| Note: Data for other RoofPro assemblies available upon request | | | |
| External Fire Performance | Class A | | (ASTM E 108) |
| Chemical Resistance | Strong resistance to a wide range of reagents, including paraffin, petrol, fuel oil, white spirit, acid rain, detergents and moderate solutions of acids and alkalis. Some low molecular weight alcohols can soften the material. Contact Technical Service for specific recommendations. Salt spray to ASTM B117 (1000 hours continuous exposure) and cohesion testing to ASTM G85-94: Annex A5 (1000 hours cyclic exposure) | | |
| Solar Reflectance | 85.8 % | | (ASTM C-1549) (White) |
| Thermal Emittance | 0.87 | | (ASTM C-1371) (White) |
| Solar Reflectance Index | 108 | | (ASTM E-1980) (White) |
| Service Temperature | -22–176 °F (-30–80 °C) intermittent | | |

APPLICATION INFORMATION

| | |
|--------------------------------|---|
| Ambient Air Temperature | 41 °F (5 °C) min. / 95 °F (35 °C) max |
| Relative Air Humidity | 80 % R.H. max. |
| Substrate Temperature | 41 °F (5 °C) min. / 140°F (60°C) max. |
| Dew Point | Beware of condensation. The substrate and uncured coating must be ≥ 5 °F (3 °C) above dew point. |

Substrate Pre-Treatment

Refer to Priming Guide to select primer for properly evaluated and prepared substrate. Refer to separate primer Product Data Sheet for application methods, coverage rates, cure times and recoat windows. Always allow primer to cure thoroughly before applying detail or base resin layer.

Sikalastic® 601/621 Roofing System Priming Guide

| Substrate | Primer options |
|---|---|
| Concrete ¹ | Sikalastic® Concrete Primer Lo-VOC Sika® Concrete Primer Sikalastic® DTE Primer Sikalastic® EP Primer/Sealer Sika® Bonding Primer |
| Lightweight structural concrete* ¹ | Sikalastic® Concrete Primer Lo-VOC Sika® Concrete Primer Sikalastic® DTE Primer Sika® Bonding Primer |
| Cement, gypsum based roof boards | Sikalastic® Concrete Primer Lo-VOC Sika® Concrete Primer Sikalastic® EP Primer/Sealer |
| Brick, stone* ³ | Sikalastic® Concrete Primer Lo-VOC Sika® Concrete Primer Sikalastic® EP Primer/Sealer Sika® Bonding Primer |
| Bituminous substrate -asphalt, bituminous felts, bituminous coatings, granulated or smooth SBS & APP cap sheets ^{2,3} | Sikalastic® EP Primer/Sealer |
| Single ply roofing membranes -hypalon, TPO, EPDM, PVC* ³ | - |
| Roof tiles (unglazed)* ^{3,4} | Sikalastic® EP Primer/Sealer Sika® Bonding Primer |
| Fiberglass* ³ | Sikalastic® EP Primer/Sealer |
| Polyurethane foam - sprayed or slab stock | Sikalastic® EP Primer/Sealer |
| Metal -aluminium, galvanized, cast iron, copper, lead, brass, stainless steel, steel, zinc ³ | Sikalastic® EP Primer/Sealer |
| Pre-coated metal* ³ | - |
| Paints & Coatings -paints & coatings ³ -aluminized solar reflective coatings ³ | Sikalastic® EP Primer/Sealer |
| Wood - Timber & plywood* ⁵ | Sikalastic® EP Primer/Sealer |

* Consult Sika.

¹ New cementitious substrates must be Portland base and be cured min. 28 days.

² The presence of volatile bitumen may cause discoloration of Sikalastic® if not properly primed.

³ Surface evaluation and field adhesion testing.

⁴ Glazed tile consult Sika.

⁵ Pressure treated lumber consult Sika.

Waiting Time / Overcoating

| Ambient conditions | Minimum waiting time overcoating |
|---------------------------|---|
| +40 °F / 50 % r.h. | 14 hours |
| +50 °F / 50 % r.h. | 6 hours |
| +70 °F / 50 % r.h. | 5 hours |

*After 7 days the surface must be cleaned and primed with Sika® Reactivation Primer before continuing.

Note: Times are approximate and will be affected by changing ambient conditions particularly temperature and relative humidity.

Applied Product Ready for Use**Ambient conditions****Rain resistant****Touch dry****Full cure**

| | | | |
|--------------------|---------|----------|-------------|
| +40 °F / 50 % r.h. | 10 min. | 12 hours | 24 hours |
| +50 °F / 50 % r.h. | 10 min. | 6 hours | 18–24 hours |
| +70 °F / 50 % r.h. | 10 min. | 4 hours | 12–18 hours |

Note: Times are approximate and will be affected by changing ambient conditions particularly temperature and relative humidity.

PRODUCT INFORMATION

| | |
|---------------------------|--|
| Packaging | 5 gal. (18.9 L) pails |
| Shelf Life | 9 months for Sikalastic®-621 TC and 9 months for Sikalastic®-601 BC from date of production if stored in original, unopened and undamaged sealed packaging in dry conditions at temperatures between 40–77 °F (4–25 °C). |
| Storage Conditions | Store dry at 35–77 °F (2–25 °C) |

APPLICATION INSTRUCTIONS**SUBSTRATE PREPARATION****Substrate Evaluation****Concrete and cementitious substrates**

New concrete shall be allowed to cure a minimum of 28 days. Concrete shall have a minimum compressive strength of 20.7 MPa (3000 psi) and exhibit a minimum tensile bond strength of 1.4 MPa (200 psi). Moist or sheet curing methods should be used, as opposed to the use of curing compounds, which may interfere with the bond of the membrane. Inspect the concrete, including upstands, and all areas should be hammer tested. Concrete must be suitably finished, preferably by wood float or steel pan. A power float finish is acceptable where the surface is prepared to avoid laitance (a tamped finish is not acceptable). The surface finish must be uniform and free from defects such as laitance, voids or honeycombing.

Gypsum and Cement based sheathing

Sheathing boards shall be clean, dry and dust free, and shall be properly secured to the structure. Loose, damaged, or contaminated boards shall be removed and replaced.

Brick and stone

Mortar joints must be sound and preferably flush pointed.

Asphalt

Asphalt contains volatiles which can cause bleeding and slight non-detrimental staining. The asphalt must be carefully assessed for moisture and/or air entrapment, grade and surface finish.

Bituminous felt

Ensure that bituminous felt is firmly adhered or mechanically fixed to the substrate. Bituminous felt shall not contain badly degraded areas.

Bituminous coatings

Bituminous coatings shall not have sticky or mobile surfaces, volatile mastic coatings, or old coal tar coatings.

Metals

Metals must be in sound condition.

Wooden substrates

Plywood and timber based roof decks must be in good condition, firmly adhered and mechanically fixed. All plywood should be identified as conforming to PS 1 for construction and industrial plywood by grade, APA (American Plywood Association) trademark, or equivalent. For maximum smoothness, EXT Type APA, Grade A-C should be used, and the "A" side should be positioned to receive the Sikalastic® resin. Plywood decks to receive resin directly shall be at least 1/2" thick and attached and supported according to APA guidelines, using only non-rusting screw, spiral or coated nail type fasteners. A good practice would be to recess or counter sink fasteners 1/8 to 1/4" and fill with Sikaflex® sealant. Suitable edge support to prevent differential deflection between panels shall be provided. Panel edges shall be tongue and groove or supported on solid blocking. Space panels 1/8 to 3/16" at panel ends.

Paints and coatings

Ensure the existing material is sound and firmly adhered.

Existing Sikalastic® RoofPro System

The existing Sikalastic® RoofPro System shall be soundly adhered to the substrate.

Surface Preparation**Concrete and cementitious substrates**

Cementitious or mineral based substrates must be prepared mechanically using abrasive blast cleaning or scarifying equipment to remove cement laitance and to achieve an open textured surface (CSP 3-5 per ICRI guidelines). Loose friable material and weak concrete must be completely removed and surface defects such as blowholes and voids must be fully exposed. The

amount of embedment coat required may increase over rough or highly porous surfaces.

Repairs to the substrate, filling of joints, blowholes/voids and surface levelling must be carried out. Consult Sika for product recommendations based on project requirements. High spots must be removed by grinding or similar method. Outgassing is a naturally occurring phenomenon of concrete that can produce pinholes in liquid applied materials. The concrete must be carefully assessed for moisture content, air entrapment, and surface finish prior to any roofing work. Particular requirements for priming must also be considered. Installing the primer and membrane either when the concrete temperature is falling or stable can reduce outgassing. It is generally beneficial, therefore, to apply the primer and embedment coat in the late afternoon or evening.

Gypsum and Cement based sheathing

Sheathing boards shall be clean, dry and dust free. Secure loose boards if in sound condition. Damaged or contaminated boards shall be removed and replaced.

Brick and stone

Power wash and use biodegradable non-sudsing detergent with clean water rinse as required.

Asphalt

Power wash and use biodegradable non-sudsing detergent with clean water rinse as required. All major cracks should be sealed to allow continuity of the Sikalastic® system.

Bituminous felt

Power wash and use biodegradable non-sudsing detergent with clean water rinse as required. Treat blisters by star cutting and removing any underlying water. Allow to dry and re-adhere using suitable adhesive.

Bituminous coatings

Remove any loose or degraded coatings.

Metals

Ferrous metals should be thoroughly cleaned by grinding or blast cleaning prior to priming (SSPC-SP3 to near-white metal). Non-ferrous metals are prepared by removing any deposits of dust and oxidation and abrading to bright metal. Wire brushing can be used for soft metal such as lead. The surface must be clean and free from grease which, if present, must be removed with a solvent wipe or wash with detergent, rinse and dry.

Wooden substrates

Timber and timber based roof decks require additional reinforcement such as the installation of plywood, approved insulation or cover board. Small timber protrusions and suitable decks may be treated directly, provided that the timber is of exterior quality, e.g. plywood. Fill joints flush with Sikaflex® sealant.

Paints/Coatings

Remove any loose or degraded coatings. Ensure the surface is clean and free from grease.

Sikaplan®/Sarnafil® membranes

Clean membranes with Sarna® Cleaner (PVC membranes) and Sarnafil® T Clean (TPO membranes) prior to application of primer.

Existing Sikalastic® RoofPro Systems

Clean the membrane using a water jet at approximately 140bar (2000 psi) and biodegradable non-sudsing detergent with clean water rinse. Allow to dry.

MIXING

No mixing necessary

APPLICATION

Detailing

Non-structural cracks up to 1/16"- Detail application not necessary. Apply embedment/base resin layer per below.

Non-structural cracks between 1/16" and 1/4"- Rout and seal with Sikaflex® sealant. Apply 40–45 mil resin layer embedded with 3" Sika Flexitape Heavy centered over crack. Apply embedment/base resin layer per below.

Cracks and joints between 1/4" and 1"- Rout and seal with Sikaflex® sealant. Apply bond breaker tape sufficient to span width of crack or joint followed by 40-45 mil resin layer embedded with 6" Sika® Flexitape Heavy centered over crack or joint. Apply embedment/base resin layer by terminating Sika® Reemat or Sika® Fleece at edges of crack or joint overlapping Sika® Flexitape Heavy a minimum of 2 inches on both sides.

Joints greater than 1"- Treat as expansion joint. Consult Sika for recommendations.

Metal seams and plywood/coverboard joints - Apply 40–45 mil resin layer embedded with 3 or 6" Sika® Flexitape Heavy centered over seam. Alternatively Sika® Joint Tape SA can be applied centered over seam. Apply embedment resin layer per below.

Transitions between dissimilar materials - Apply 40–45 mil resin layer embedded with Sika® Flexitape Heavy centered over edge. Apply embedment resin layer per below.

Embedment/Base Resin Layer with Sika® Reemat Reinforcement

Mixing not required. Apply Sikalastic®-601 BC or Sikalastic®-621 TC at the coverage rate in the RoofPro System Guide with a 1/2" nap phenolic resin core roller. Material can also be squeegee or spray applied, in which case it should be backrolled prior to embedding Sika® Reemat.

Place Sika® Reemat in wet base resin layer overlapping seams a minimum of 2" (place frayed edge over cut edge of roll) and apply wet roller to topside to saturate completely. After approximately 5 minutes the binder will begin to dissolve allowing the fiber strands to conform to irregular surfaces. Do not over work once the fibers have conformed to the substrate. Allow to cure 12 hours at 70 °F and 50 % R.H. or until tack free before top resin layer. Keep clean and dry and apply top resin layer within 7 days. If window is exceeded clean with non-sudsing detergent and clean water rinse, and allow to dry prior to application of Sika® Reactivation Primer.

Top Resin Layer with Sika® Reemat Reinforcement

Mixing not required. Apply Sikalastic®-621 TC at the coverage rate in the RoofPro System Guide with a 1/2" nap phenolic resin core roller. Material can also be squeegee or spray applied, in which case it should also be back-rolled. In the case of RoofPro 25 allow the first top resin layer to cure 12 hours at 70 °F and 50 % R.H. or until tack free before applying second top resin layer. On top of the complete RoofPro system additional resin layers may be applied with aggregate for slip resistance - consult Sika for recommendations. Keep clean and dry and apply additional resin layers within 7 days. If window is exceeded clean with non-sudsing detergent and clean water rinse, and allow to dry prior to application of Sika® Reactivation Primer.

Wet on Wet Application with Sika® Fleece Reinforcement

Mixing not required. To primed substrate apply two-thirds of the Sikalastic®-621 TC specified in the RoofPro System Guide with a 1/2" nap phenolic resin core roller. Immediately place specified Sika® Fleece into wet resin overlapping seams a minimum of 3" along the edge and 6" end-to-end. Apply wet roller to topside with light pressure to saturate fleece from bottom and ensure air pockets are completely removed. Immediately apply all of remaining one-third of Sikalastic®-621 TC resin specified in the RoofPro System Guide to ensure even and complete fleece saturation from topside and uniform texture.

Aggregated or Flake Surfacing

Supplemental aggregate and flake surfacing is required for all applications that will experience direct foot traffic such as balconies, terraces, walkways, and plazas, and is recommended for areas that experience maintenance foot traffic. Supplemental aggregate surfacing is applied in a supplemental resin layer after the Sikalastic® membrane has been installed and is not applied into the roofing/waterproofing membrane itself.

Seed and Back Roll Option

The Seed and Backroll option is primarily intended for use for maintenance traffic-type applications where enhanced slip resistance is required. Apply Sikalastic®-621 TC resin at 15 mils wet film thickness to the installed, cured membrane system. While the supplemental resin application is still wet seed with kiln dried, iron free ag-

gregate. Back roll the surface to encapsulate the aggregate in the Sikalastic® resin.

Full Broadcast and Seal Option

The Full Broadcast and Seal option is intended for use for applications where both enhanced slip resistance and physical protection of the roofing membrane is required. Apply Sikalastic®-621 TC resin at 15 mils wet film thickness to the installed, cured membrane system. While the supplemental resin application is still wet broadcast to rejection (full broadcast, beach) with kiln dried, iron free aggregate. Remove excess aggregate after cure. Seal with an additional coat of Sikalastic® resin.

Decorative Quartz and Decorative Flake Options

The Decorative Quartz and Decorative Flake options are intended for use for applications where enhanced slip resistance, physical protection of the roofing membrane, and a decorative element is required. Apply Sikalastic®-621 TC resin at 15 mils wet film thickness to the installed, cured membrane system. While the supplemental resin application is still wet broadcast to rejection (full broadcast, beach) with colored quartz aggregate or synthetic flakes. Remove excess aggregate/flakes after cure. Seal with a coat of Sikalastic®- 748 PA at 15 mils wet film thickness. Decorative flakes can also be seeded at less than full broadcast quantities. Remove excess aggregate/flakes after cure. Seal with a coat of Sikalastic®- 748 PA at 15 mils wet film thickness.

Aggregate Selection

Use clean, rounded or semi-angular, oven dried quartz sand with a minimum hardness of 6.5 per the Moh's scale. It should be supplied in pre-packaged bags and free of metallic or other impurities. The following size gradations are recommended:

- 16–30 or 20–40 mesh for pedestrian traffic systems
- Sika® DecoQuartz Blends or equivalent for Decorative Quartz systems Flake Selection
- Use virgin vinyl flakes, supplied in pre-packaged bags and free from impurities. The following is recommended:
- Sika® DecoFlake Blends or equivalent for Decorative Flake systems

Flake Selection

Use virgin vinyl flakes, supplied in pre-packaged bags and free from impurities. The following is recommended:

- Sika® DecoFlake Blends or equivalent for Decorative Flake systems

Removal

Remove liquid resin immediately with dry cloth. Once cured, resin can only be removed by mechanical means.

CLEANING OF TOOLS

Clean all tools and application equipment with appropriate solvent immediately after use. Hardened and/or cured material can only be removed mechanically

LIMITATIONS

- Minimum age of concrete must be 28 days depending on curing and drying conditions.
- Do not thin with solvents.
- Do not store materials outdoors directly exposed to sunlight and moisture. Cover and protect material with breathable type covers such as canvas tarpaulins to allow venting and protection from weather and moisture. Observe temperature storage and conditioning requirements.
- Do not apply to substrate surfaces where moisture vapor transmission will occur during application and cure. This condition may be checked using ASTM D 4263 (Polyethylene sheet method).
- Substrate must be dry prior to application. Do not apply to a frosted, wet or damp surface. Allow sufficient time for the substrate to dry after rain or inclement weather, as there is the potential for bonding problems.
- On substrates likely to exhibit outgassing apply during falling ambient and substrate temperature. If applied during rising temperature pinholing or blistering may occur.
- Use sunglasses with UV filter when applying highly reflective Sikalastic®- 621 TC White (RAL 9016).
- Do not use for indoor applications unless sufficient air flow and ventilation are provided to prevent odors and/or vapors from leaving the immediate work area.
- Precautions should be taken to prevent odors and/or vapors from entering the building/structure, including but not limited to turning off and sealing air intake vents or other means of ingress for odors and/or vapors into the building/structure during product application and cure.
- For areas with direct exposure to heavy or frequent foot traffic, an additional wear coat protection with slip resistant aggregate is required. Opening to traffic prior to cure may result in loss of aggregate or permanent staining and subsequent premature failure.
- Do not apply cementitious products, such as tile mortar directly onto Sikalastic®-601 BC (US) or 621 TC (US). See Sikalastic®-624 WP or Sikalastic®-644 LoVOC Product Data Sheet.
- Any repairs required to achieve a level surface must be performed prior to application (consult a Sika representative for guidance on various product solutions). Surface irregularities may reflect through the cured system.
- When applying over existing coatings or membranes compatibility and adhesion testing and subsequent approval by Technical Services is required.
- Opening to traffic prior to cure may result in loss of aggregate or permanent staining and subsequent premature failure.
- On grade concrete decks should not be covered with Sikalastic® RoofPro membrane systems.
- Unvented metal pan, split/sandwich slab with encapsulated membrane and/or insulation, cinder fill decks, and lightweight insulating concrete deck overlays

should not be covered with Sikalastic® RoofPro systems without additional deck evaluation and subsequent approval by Technical Services.

- Do not subject to continuous immersion, i.e., fountains, ponds, pools, or interior of tanks.
- Not recommended for use over ceramic tile.

BASIS OF PRODUCT DATA

Results may differ based upon statistical variations depending upon mixing methods and equipment, temperature, application methods, test methods, actual site conditions and curing conditions.

LOCAL RESTRICTIONS

Prior to each use of any Sika product, the user must always read and follow the warnings and instructions on the product's most current Product Data Sheet, product label and Safety Data Sheet which are available online at <http://usa.sika.com/> or by calling Sika's Technical Service Department at 800.933.7452 nothing contained in any Sika materials relieves the user of the obligation to read and follow the warnings and instructions for each Sika product for each Sika product as set forth in the current Product Data Sheet, product label and Safety Data Sheet prior to product use.

ECOLOGY, HEALTH AND SAFETY

Keep container tightly closed. Keep out of reach of children. Not for internal consumption. For industrial use only. For professional use only. For further information and advice regarding transportation, handling, storage and disposal of chemical products, users should refer to the actual Safety Data Sheets containing physical, ecological, toxicological and other safety related data. Read the current actual Safety Data Sheet before using the product. In case of emergency, call CHEMTREC at 1-800-424-9300, International 703-527-3887.

LEGAL NOTES

Prior to each use of any Sika product, the user must always read and follow the warnings and instructions on the product's most current Product Data Sheet, product label and Safety Data Sheet which are available online at <http://usa.sika.com/> or by calling Sika's Technical Service Department at 800-933-7452. Nothing contained in any Sika materials relieves the user of the obligation to read and follow the warnings and instruction for each Sika product as set forth in the current Product Data Sheet, product label and Safety Data Sheet prior to product use. SIKA warrants this product for one year from date of installation to be free from manufacturing defects and to meet the technical properties on the current Product Data Sheet if used as directed within shelf life. User determines suitability of product for intended use and assumes all risks. Buyer's sole remedy shall be limited to the purchase price or replacement of product exclusive of labor or cost of labor. No other warranties express or implied shall apply including any warranty of merchantability or fitness for a particular purpose. Sika shall not be liable under any legal theory for special or consequential damages. Sika shall not be responsible for the use of this product in a manner to infringe on any patent or any other intellectual property rights held by others. Sale of Sika products are subject to Sika's terms and conditions of sale available at <http://usa.sika.com/> or by calling 201-933-8800.

Sika Corporation
201 Polito Avenue
Lyndhurst, NJ 07071
Phone: 800-933-7452
Fax: 201-933-6225

Sika Canada Inc.
601 Delmar Avenue
Pointe Claire
Quebec H9R 4A9
Phone: 514-697-2610
Fax: 514-694-2792

Sika Mexicana S.A. de C.V.
Carretera Libre Celaya Km. 8.5
Fracc. Industrial Balvanera
Corregidora, Queretaro
C.P. 76920
Phone: 52 442 2385800
Fax: 52 442 2250537



Product Data Sheet
Sikalastic®-601 / 621 Roofing System
May 2018, Version 01.01
020915909000000016

Sikalastic-601621RoofingSystem-en-US-(05-2018)-1-1.pdf