

### APPLICATION

TRUFAST® SIP Fasteners are specifically engineered for attaching structural insulated panels (SIPs) and nail base panels to wood and metal framing. Featuring a large, pancake head style with a 6-lobe drive, TRUFAST SIP Fasteners drive quickly and smoothly, and draw panels securely without the need of a washer. And only TRUFAST

offers three fastener styles for use in wood, corrugated steel and steel members without pre-drilling! Contact your panel manufacturer or distributor to ask for a test drive of a TRUFAST SIP Fastener and see why they're the #1 fastener in the SIP industry.

### PRODUCT FEATURES

- Case-hardened and tempered for easy installation and long-term durability
- Large diameter, low profile pancake head provides excellent pull-through resistance without the need for a washer while eliminating “telegraphing” on shingles, metal panels, and other roof surface materials
- 6-lobe internal drive offers excellent bit engagement during installation, especially in high torque applications
- Widest selection of fastener lengths in the industry for proper sizing to panel thickness
- Choice of 3 thread/point styles for job-matched performance in wood, steel, or concrete/CMU substrates

### CODE APPROVALS & LISTINGS



FM Global  
CE European Technical  
Approval ETA 19/0616



Miami-Dade County  
State of Florida  
FL# 4500-R4



DrJ Certification  
Technical Evaluation Report  
TER 1909-04

### MATERIAL SPECIFICATIONS

Material: Case-hardened & tempered carbon steel  
Coating: TRU-KOTE™ Epoxy E-coat (black)

Manufacturing Location: Bryan, OH USA  
LEED® Eligible Recycled Content: 20%



SIPTP  
Thread Point for Wood, Timber,  
and Concrete/CMU Applications



SIPLD  
Light-Duty Drill Point for  
Corrugated Steel Deck, Wood,  
& Concrete/CMU Applications

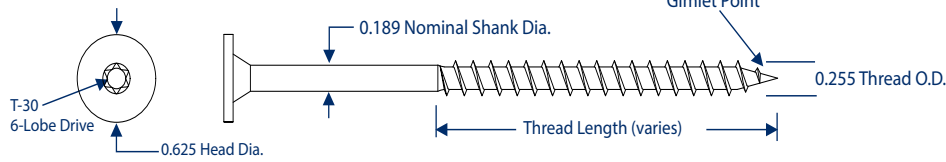


SIPHD  
Heavy-Duty Drill Point for Thick  
Steel Member Applications

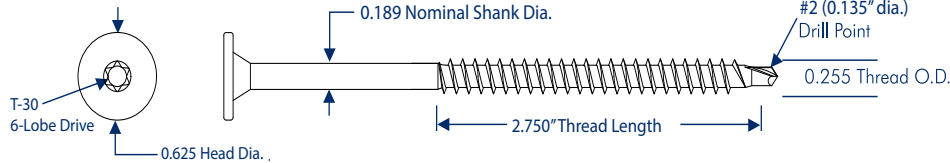


### PRODUCT SPECIFICATIONS

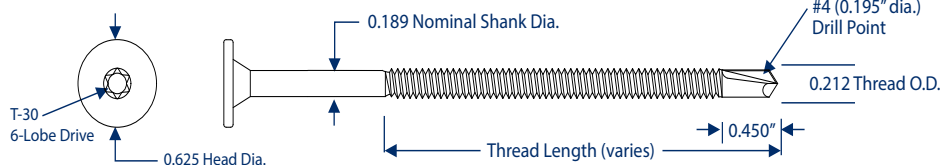
#### SIPTP THREAD POINT



#### SIPLD LIGHT DUTY DRILL POINT



#### SIPHD HEAVY DUTY DRILL POINT



### PRODUCT SELECTION (SIPTP & SIPLD)

Length	SIPTP Part #	SIPLD Part #	Pkg. Qty.
2 (51)	SIPTP-2000	NA	500/PAIL
2-1/2 (64)	SIPTP-2500	NA	500/PAIL
3 (76)	SIPTP-3000	SIPLD-3000	500/PAIL
3-1/2 (89)	SIPTP-3500	SIPLD-3500	500/PAIL
4 (102)	SIPTP-4000	SIPLD-4000	500/PAIL
4-1/2 (114)	SIPTP-4500	SIPLD-4500	500/PAIL
5 (140)	SIPTP-5000	SIPLD-5000	500/PAIL
5-1/2 (140)	SIPTP-5500	SIPLD-5500	500/PAIL
6 (152)	SIPTP-6000	SIPLD-6000	500/PAIL
6-1/2 (165)	SIPTP-6500	SIPLD-6500	500/PAIL
7 (178)	SIPTP-7000	SIPLD-7000	500/PAIL
7-1/2 (191)	SIPTP-7500	SIPLD-7500	500/PAIL
8 (203)	SIPTP-8000	SIPLD-8000	500/PAIL
8-1/2 (216)	SIPTP-8500	SIPLD-8500	250/PAIL
9 (229)	SIPTP-9000	SIPLD-9000	250/PAIL
10 (254)	SIPTP-10000	SIPLD-10000	250/PAIL
11 (279)	SIPTP-11000	SIPLD-11000	250/PAIL
12 (305)	SIPTP-12000	SIPLD-12000	250/PAIL
13 (330)	SIPTP-13000	SIPLD-13000	250/BOX
14 (356)	SIPTP-14000	SIPLD-14000	250/BOX
15 (381)	SIPTP-15000	SIPLD-15000	250/BOX
16 (406)	SIPTP-16000	SIPLD-16000	250/BOX
18 (483)	SIPTP-18000	SIPLD-18000	250/BOX

### PRODUCT SELECTION (SIPHD)

Length	SIPHD Part #	Pkg. Qty.
6 (152)	SIPHD-6000	500/PAIL
8 (203)	SIPHD-8000	250/PAIL
9-3/4 (248)	SIPHD-9750	250/PAIL
11-3/4 (298)	SIPHD-11750	250/PAIL
13-3/4 (349)	SIPHD-13750	250/BOX

### PERFORMANCE DATA

**NOTE:** All values provided are average ultimate values. As determined by the project architect/engineer, appropriate safety factors must be used in design. For additional engineering performance values, please refer to DrJ TER No. 1909-04 available at <https://www.drjengineering.org/>.

Fastener Properties						
Fastener	Property				Avg. Ult. Pull-Thru Values (lbs) ASTM D1761	
	Tensile (lbs) AISI S904	Shear (lbs) AISI S904	Bending Yield Strength - Fyb (psi) ASTM F1575	Corrosion Resistance ASTM D6294, ETAG 006	7/16" OSB	SIP Panel (7/16" OSB)
SIPTP	3555	2580	185,000	<15% Red Rust after 30 cycles	490	630
SIPLD	3390	2490				
SIPHD	3855	2625				

SIPLD Pullout Values in Steel Deck (lbs)*							
Corrugated Steel Deck	24 ga.	22 ga.	20 ga.	18 ga.	16 ga.		
Yield Strength	36 ksi	36 ksi	85 ksi	36 ksi	36 ksi	36 ksi	100 ksi
SIPLD	250	381	435	449	694	896	1186

\*Minimum 3/4" penetration of fastener through deck as measured from underside of deck

SIPHD Pullout Values in Structural Steel (lbs)*						
Structural Steel	16 ga.		12 ga.	1/8"	3/16"	1/4"
Yield Strength	36 ksi	100 ksi	50 ksi	36 ksi	60 ksi	60 ksi
SIPHD	491	794	1255	1454	3098	3814

\*Minimum (3) threads of penetration of fastener through deck as measured from underside of steel

Withdrawal Values in Lumber & Engineered Wood, Face Grain (lbs/in.)*				
Wood Type (Specific Gravity)	SPF/HF (0.42)	DF/SP (0.50)	LVL (0.50)	LSL (0.50)
SIPTP	779	899	556	711
SIPLD	662	732	540	646

\*Load values include fastener tip

Withdrawal Values in Lumber & Engineered Wood, Edge Grain (lbs/in.)*			
Wood Type (Specific Gravity)	SPF/HF (0.42)	DF/SP (0.50)	LVL (0.50)
SIPTP	615	702	495
SIPLD	497	720	469

\*Load values include fastener tip

Withdrawal Values in Engineered Wood Substrates (lbs)*							
Wood Type (Specific Gravity)	OSB				Plywood		
Thickness	7/16"	1/2"	19/32"	23/32"	15/32"	19/32"	23/32"
SIPTP	265	244	324	626	333	529	681
SIPLD	284	261	334	693	344	519	720

\*Fastener penetrates through the full thickness of board

Tension Values in Normal Weight Concrete & CMU (lbs) <sup>1</sup>			
Compression Strength	2500 psi Concrete	5000 psi Concrete	CMU <sup>2</sup>
SIPTP	682	859	713
SIPLD	476	648	553

1. Fastener penetrates 1" into the concrete or CMU block, including the tip
2. Concrete masonry unit (CMU) conforming to ASTM C90

Lateral Load Resistance (lbs)			
Fastener	Main Member	Side Member	Load
SIPTP	SPF <sup>1</sup>	8-1/4" SIP Panel	943
SIPLD	22 ga. Corrugated Steel Deck <sup>2</sup>	7-1/4" Nailbase Panel	411
SIPLD	7/16" OSB <sup>3</sup>	7-1/4" Nailbase Panel	112
SIPHD	1/8" Structural Steel <sup>4</sup>	8-1/4" SIP Panel	929

1. 1-3/4" fastener embedment into edge grain, including tip
2. Minimum 3/4" penetration of fastener through deck as measured from underside of deck
3. Fastener penetrates through the full thickness of board
4. Minimum (3) threads of penetration through steel as measured from underside of steel

### INSTALLATION GUIDELINES

Fasteners are intended to mechanically attach structural insulated panels or composite insulation boards to various substrates.

- **SIPLD (Light Duty)** are for installation into wood, light gauge steel framing (22 – 18 ga.), corrugated steel decking (22 – 18 ga.), concrete or CMU. For installation into concrete or CMU, predrill with 3/16 in. masonry bit. Install using a maximum 2,500 rpm screw gun.
- **SIPTP (Thread Point)** are for installation into wood, concrete or CMU. For installation into concrete or CMU, predrill with 3/16 in. masonry bit. Install using a low rpm/high torque screw gun.
- **SIPHD (Heavy Duty)** are for installation to 16 ga. to 3/8 in. steel members. For installation into steel over 3/8 in. thickness, predrill with a #8 bit (0.199 in.) Install using a maximum 2,000 rpm screw gun.



**CAUTION: These fasteners shall not be struck with a hammer during installation.**

### FASTENING SOLUTIONS FOR COMMERCIAL ROOFING

Founded in 1981 in Bryan, OH, TRUFAST began manufacturing and distributing unique and better-performing fastening solutions for the commercial roofing industry. As our product offering grew to include other engineered fastening solutions and accessories, the TRUFAST® brand solidified a reputation for high-quality products and outstanding customer service.

TRUFAST fasteners, adhesives, and accessories are sold through commercial roofing and building material distributors throughout North America and Western Europe, as well as supplied under the private labels of leading OEM commercial roofing system manufacturers. Customers can get TRUFAST products when and where they need them with four regional warehouse locations (Bryan, OH; Grand Prairie, TX; Jacksonville, FL; Chino, CA). Independent testing and certification assures customers that TRUFAST fasteners have been objectively tested and conform to the highest national and international standards (FM Global, Miami-Dade County Product Control, State of Florida, European Technical Approvals and NTA, Inc.).

Learn more about the complete TRUFAST product offering at [www.trufast.com](http://www.trufast.com).



### DISCLAIMER

The performance specifications published in this TRUFAST® product literature are based on controlled laboratory tests and are intended as a guideline only. They are not guaranteed in any way by the ALTENLOH, BRINCK & CO. US, INC., since building design, engineering, and construction, including workmanship and materials, are beyond the control of the manufacturer. The manufacturer recommends that pull-out tests be conducted to verify the substrate provides adequate pull-out values. Bulletin No. TF-1701, 04/20



**ALTENLOH, BRINCK & CO. US, INC.**

2105 County Road 12C • Bryan, OH 43506  
Phone: 419-636-6715 or 800-443-9602 • Fax: 419-636-1784  
Email: [sales@trufast.com](mailto:sales@trufast.com) • [www.trufast.com](http://www.trufast.com)