



**ALLIANCE
MATERIALS**

WWW.ALLIANCEMATERIALS.COM



Austin with Smoke

LEDGESTONE

This contemporary style of stone can be produced from almost all of our natural stone selections. Custom blends are our specialty, we'd love to help you create a one of a kind look for your next project! The name LedgeStone refers to the shorter heights of the pattern which creates a more linear look.



Silvermist Hackett

"These wonderful people are down to earth really easy to talk with ...And always willing to help you find exactly what you need ..."

Cheryl J.



Smoke Lueders w-Austin



Austin



Smoke Lueders



LEDGESTONE

Heights will range from 1" - 4" tall, that will vary in length with natural chopped ends. The typical bed depth is 3" - 5" deep, but can also be cut down to thin veneer with a range of 1" - 2" in thickness. Coverage is approximately 40 sq ft per ton.




**ALLIANCE
MATERIALS**

WWW.ALLIANCEMATERIALS.COM

*"Wonderful selection of stone. Beautiful stone displays and showroom.
The staff go out of their way to help in any way they can."*


Marisa K.



Oklahoma Ledgestone



Oklahoma-Millcreek Blend



Oklahoma w-Silvermist Hackett



SAWN FACE



WWW.ALLIANCEMATERIALS.COM

The Sawn Face option is available in almost all of our natural stone selections. It adds depth and texture to stone application. Sawn Face can be spotted in throughout the whole façade or used as an accent for entries and columns. The smooth texture of the Sawn Face will add a modern flare and unique look to make your next project really stand out.

"Great place to deal with, good customer service and support. Best business around in their industry"

James Z.



Buff Lueders Saw Cut
w Sawn Face



Austin Sawn Face



Austin LedgeStone with
Sawn Face columns



SAWN FACE

Height ranges from 4" - 8" tall with a typical bed depth of 3" -5" deep that will vary in length with natural chopped ends. Coverage is approximately 40 sq ft per ton. This selection is also available in thin veneer.



**ALLIANCE
MATERIALS**


WWW.ALLIANCEMATERIALS.COM

"I love the consistency and helpfulness of everyone that works here. One of my favorite vendors to work with!"

Matt S.



Silvermist Rattlesnake
with Sawn Face



Silvermist Rattlesnake Sawn Face




SAW CUT




**ALLIANCE
MATERIALS**

WWW.ALLIANCEMATERIALS.COM


Saw Cut stone is sawn top and bottom, Lengths will vary and have natural chopped ends. We have a wide variety of color selections to choose from and they are all available in Thin Veneer, Sawn Face, Ledgerstone, and custom cut sizes upon request.




Hat Creek




Aztec Blend




Austin



Cave Rock



Buff with Smoke Lueders



Buff Lueders



Smoke Lueders

SAW CUT

Standard heights being 4", 6", and 8" tall. Lengths will vary and have natural chopped ends. The approximate bed depth ranges from 3" - 5" in thickness and will yield on average 35 sq ft per ton.




**ALLIANCE
MATERIALS**


WWW.ALLIANCEMATERIALS.COM




Smokey River



Smoke Lueders




Honeycomb Blend



Silvermist Rattlesnake



Millsap



Nicotine


CHOPPED




**ALLIANCE
MATERIALS**

WWW.ALLIANCEMATERIALS.COM


Chopped stone comes in rough squares and rectangles. These selections are also available in Thin Veneer, Ledgerstone, and custom chopped sizes upon request.




Heritage




Hackett




Granbury



Granbury Cream



Cherokee Blend



Austin



CHOPPED

The heights will typically range from 4"-8" tall and vary in length, with an average bed depth of 3"-5" in thickness.




**ALLIANCE
MATERIALS**


WWW.ALLIANCEMATERIALS.COM



Smokey River



Silvermist Hackett




Oklahoma



Moss



Lueders



Millsap

Cherokee Blend




RANDOM




**ALLIANCE
MATERIALS**

WWW.ALLIANCEMATERIALS.COM


The random pattern will give your project that rustic look and feel that never goes out of style. These selections are also available in Thin Veneer and Ledgerstone.



Lueders




Hackett



Granbury




Granbury Cream



Austin



Cherokee Blend



Blue Stigler

Austin




RANDOM

Random stone comes in irregular shapes and sizes with a typical bed depth of 3" -5".




**ALLIANCE
MATERIALS**

WWW.ALLIANCEMATERIALS.COM



Smokey River




Silvermist



Millbury




Old Hickory




Oklahoma



Moss



Mojave



Millsap



Tuscan Cobble

COBBLE



**ALLIANCE
MATERIALS**

WWW.ALLIANCEMATERIALS.COM

Cobblestones are versatile allowing you to create that Old World, Country French, Rustic, or even Contemporary style in a variety of colors. Cobble refers to the smaller, irregular shapes and sizes of the stone.

"LOVE this company. I won't shop anywhere else when I build my home."

Megan B.



Cottage Cobble



Desert Cobble

Spanish Cobble



COBBLE

The typical bed depth will range from 3" - 5" in thickness, but can also be cut down to thin veneer at 1" - 2" thick.



**ALLIANCE
MATERIALS**


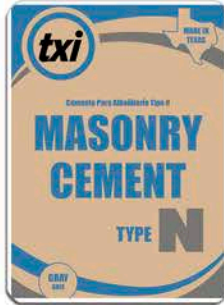




WWW.ALLIANCEMATERIALS.COM



English Cobble

"Great selection to choose from and truly outstanding customer service. Every person we encountered was so friendly and helpful. Highly recommend!"

Lisa O.






BAGGED GOODS



**ALLIANCE
MATERIALS**

WWW.ALLIANCEMATERIALS.COM

We offer a wide range of bagged goods for all your masonry needs. Please contact one of our customer service representatives to get you the right product for your next job!






Top Soil



White Sand



River Rock



Remix




Brown Sand



Crushed Limestone



Decomposed Granite



Gravel



Black Mulch

We offer a variety of gravels, colorful river rock, decomposed granite, and crushed limestone. As well as bulk mulch, top soil, and sand for all your landscaping projects!

AGGREGATES

LANDSCAPE STONE

We offer a wide variety of landscaping stone for all your project needs! From the smaller Patio Flagstone to the larger sized pieces of Select Flagstone, both with various color options available.



WWW.ALLIANCEMATERIALS.COM

Cut stone for flowerbed edging is available in many colors and sizes. Our boulder selections can be used for unique accents, along with our slabs for natural stone steps. Mill blocks are also very versatile and can be used for signs, benches, or walls, to add that final touch!



Boulders



Flowerbed Edging



Mill Blocks



Natural Stone Steps



Patio Flagstone



Select Flagstone



ALLIANCE MATERIALS

COVERAGE CHART

Building Stone	Sq Ft Per Ton	Linear Ft Per Ton
4" Saw Cut or Chopped	35-40 Sq Ft	110-120 Linear Ft
6" Saw Cut or Chopped	35-40 Sq Ft	75-80 Linear Ft
8" Saw Cut or Chopped	35-40 Sq Ft	55-60 Sq Ft
Random Stone	35 Sq Ft	N/A

Flagstone	Sq Ft Per Ton
1" Minus Flagstone	110-120 Sq Ft
1 ½" Flagstone	90-100 Sq Ft
2" Flagstone	70-80 Sq Ft

Material Used	Bags of Mortar Needed
1,000 Brick	6 bags of grey/7 bags of white
1 ton of Stone	2 bags of grey or white
1 yard of Sand	6 bags of grey or white

Aggregate	Coverage at 2" Depth
Decomposed Granite (unpacked) per yd	130 Sq Ft +/-
Pea Gravel per yd	160 Sq Ft +/-
Top Soil per yd	150 Sq Ft +/-
Mulch per yd	150 Sq Ft +/-
Crushed Limestone Gravel per yd	100 Sq Ft +/-
2"-4" River Rock per ton	40-50 Sq Ft +/-

Natural Stone Disclaimer:

Please note all stone is a natural product. The natural color and texture will vary. We at Alliance Materials do our very best to deliver a product that you will be proud to have on your job or home today and for years to come. Also, be aware, mortar comes in a variety of colors. These various colors can make a dramatic difference in the overall appearance of the stone.

WWW.ALLIANCEMATERIALS.COM

Keller Location:
10501 Alta Vista Rd
Keller, TX 76244
817-379-0727

Weatherford Location:
2205 Fort Worth Hwy
Weatherford, TX 76086
817-341-0188

Burleson Location:
2128 S. Burleson Rd
Burleson, TX 76028
817-295-4677